

Key Stage 2 Performance Data 2017

KS2 SATs Result 2017

This year we were particularly pleased with our results which many children achieving a high level of attainment. This was particularly true in writing and an area we have been focusing on as a school.


65% of children achieved age expected standard or above in reading, writing and maths (National Result 61%).

	Reading	Writing	Maths	Combined (R, W & M)
Average scale score	106.1	N/A	103.4	N/A
Average progress score	0.49	2.92	-2.07	N/A
Percentage of children at age expect standard or above (National)	82% (71%)	88% (76%)	76% (75%)	65% (61%)
Percentage of children achieving a higher level of attainment	35% (25%)	47% (18%)	29% (23%)	24% (9%)

Progress in reading, writing and maths ?

Reading ?

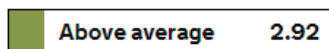
Number of pupils = 17



Confidence interval ?
-2.47 to 3.45

Writing ?

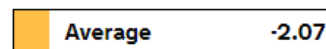
Number of pupils = 17



Confidence interval ?
0.04 to 5.79

Maths ?

Number of pupils = 17



Confidence interval ?
-4.74 to 0.60